

**RESOLUTION 12-05**

**A RESOLUTION TO PROVIDE FOR THE ADOPTION OF A BUDGET AMENDMENT TO THE 2012 FISCAL BUDGET AS ADOPTED BY CITY RESOLUTION 11-08**

WHEREAS, the City of Sky Valley has a mission to maintain cost effective programs and services while focusing on preserving and enhancing the quality of life that is enjoyed by all Sky Valley residents;

WHEREAS, this mission will be accomplished through a realistic approach in revenue and expenditure forecasting;

WHEREAS, the City Council approved a budget resolution for fiscal year 2012 for the City of Sky Valley on October 18, 2011;

WHEREAS, the budget is a dynamic rather than static revenue and spending plan which requires adjustment from time to time as circumstances change; and

WHEREAS, these adjustments maintain a balanced budget for all funds;

NOW, THEREFORE, the Council of the City of Sky Valley hereby resolves:

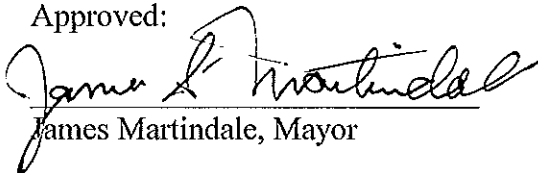
The revenues and expenditures of the government and its activities for the fiscal year beginning January 1, 2012 and ending December 31, 2012 are hereby amended as set forth herein and shall be the City of Sky Valley's budget for the fiscal year 2012.

See Exhibit "A" attached hereto.

All resolutions, ordinances or portion of ordinances in conflict with the provisions hereof are hereby repealed.


It is so resolved and approved by vote of the City Council of the City of Sky Valley this 18<sup>th</sup> day of September, 2012.


Approved:

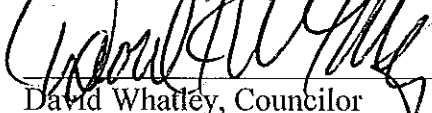
  
James Martindale, Mayor

  
Neil Howard, Council President

Richard Boyle, Councilor

  
Robert Larsen, Councilor

  
Maureen Platt, Councilor

  
David Whatley, Councilor

Attest:

  
Mandi Cantrell, City Clerk

**Revenues**

General Property Taxes	1,002,035
Real Property	
Personal Property	
Real Estate Transfer	
Franchise Taxes	
Selective Sales and Use Taxes	300
Alcoholic Beverage Excise	
Business Taxes	13,300
Occupation Taxes	
Insurance Premium Taxes	
Penalties & Interest on Taxes	15,000
Business Licenses	200
Alcoholic Beverages	
Non-Business Licenses & Permits	100
Zoning and Land Use	
Sign	
Regulatory Fees	20,000
Building Permits	
Tree Cutting Permits	
Culture & Recreation	20,000
Promotional Events	
Intergovernmental Revenues	36,500
Grants	
Charges for Services	300
Fines & Forfeitures	2,000
Investment Income	4,000
Miscellaneous Revenue	600
Reimbursements	2,000

**TOTAL OPERATING REVENUE** \$1,116,335

Other Financing Sources	
Operating Transfer	
Hotel/Motel Tax Fund	2,000
Budgeted Fund Balance	0
Sale of Surplus Property	1,000
Capital Leases	
Use of Unreserved Fund Balance	105,624
Use of Restricted Fund Balance	190,130

**TOTAL REVENUE & OTHER SOURCES** \$1,415,089

**Appropriations**

Executive	2,050
Legislative	9,500
General Administration	253,355
Fire Services	72,370
Police	324,845
Judicial	3,369
Housing & Development	32,900
Public Works	218,960
Elections	1,500

**TOTAL OPERATING EXPENDITURES** \$918,349

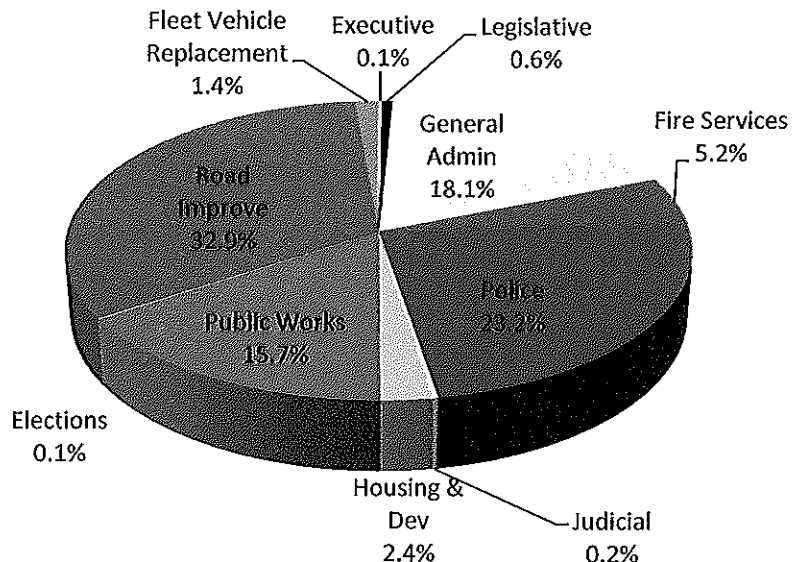
Fleet Vehicle Replacement	19,130
Road Improvement Program	460,000
Debt Service	

  Capital Lease 0

**TOTAL CAPITAL EXPENDITURES** \$479,130

**CONTINGENCY** 0

**TOTAL APPROPRIATIONS** \$1,415,089



**EXHIBIT A**